

Workshop on Island Data

Erik Bäckström – Regional Analyst, Gotland,
Sweden



Existing Data and Identified Gaps



How does Sweden structure its official statistics?



Tillväxtanalys

Myndigheten för tillväxtpolitiska
utvärderingar och analyser



SCB

Statistics Sweden



brå



Folkhälsomyndigheten

PUBLIC HEALTH AGENCY OF SWEDEN



Housing

Housing Shortage



Financial Market

Shareholder Statistics

Financial Accounts

Financial Companies

Insurance



Public Health

Public Health Development

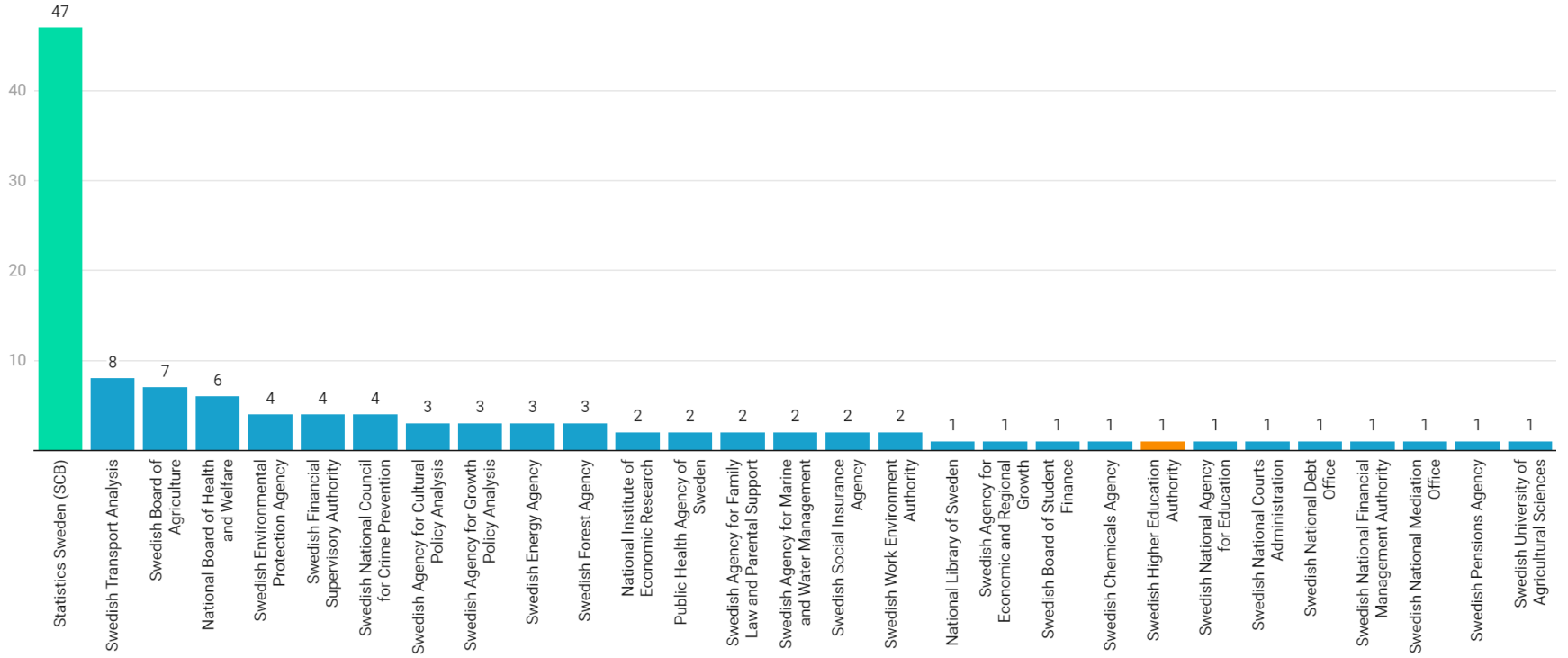
Infection Control

29 Statistical Authorities

23 *Subject areas*

115 *Statistical areas*

Number of Statistical Areas Each Authority Is Responsible For



Accessibility to official data by governmental level and area

National	
Governance	100%
Demography	81%
Health	73%
Housing	70%
Social	69%
Environment	69%
Local government tax and revenue	67%
Education	63%
Employment	62%
Transport	61%
Government operations	60%
Local government	57%
Economic	50%
Industries and firms	45%
Infrastructure and utilities	42%

Regional	
Governance	100%
Social	69%
Environment	69%
Demography	69%
Local government tax and revenue	67%
Health	64%
Employment	62%
Government operations	60%
Housing	60%
Local government	57%
Education	56%
Infrastructure and utilities	42%
Economic	30%
Transport	28%
Industries and firms	27%

Municipal	
Governance	100%
Social	69%
Environment	69%
Demography	69%
Local government tax and revenue	67%
Employment	62%
Government operations	60%
Housing	60%
Local government	57%
Education	56%
Health	45%
Infrastructure and utilities	42%
Industries and firms	27%
Economic	20%
Transport	17%

Challenges Related to Data





Data Availability and Quality



Standardization



Timeliness



Confidentiality and Privacy



Resources and Capacity

What Has Been Done to Assess the Cost of Insularity?

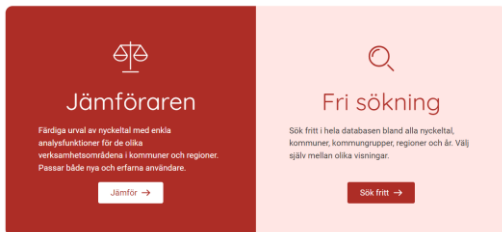
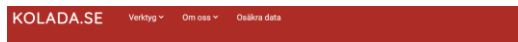


How do we measure our performance today?


Regional Level - In relation to regional development strategies and executed regional development work



- Long-term development goals with indicators




Municipal Level - In relation to the municipal governance model



- Targets for the political term with indicators
- *Political priorities*

In these follow-ups, do we address the cost of insularity?

But we have tried...



Methods for Assessing the Cost of Insularity



To better assess the cost of insularity we need...

...a better and more refined definition of different types of geographical and demographical areas.

...to define a set of parameters that are comparable between the different geographical and demographical areas.

...to identify relevant, available, and current data for each parameter.

...to normalize the data to ensure comparability.

...to quantify the defined parameters with the support of indicators.

...to complement quantitative measurement with qualitative measurement.

...analyze and draw conclusions from both quantitative and qualitative measurements.

We also need...

...to work to improve data in terms of accessibility and quality on all governmental levels.

...to, at all governmental levels, ensure capacity to collect and manage available data, but also to utilize analysis derived with the support of the quantitative and qualitative data.